

The smudgy scrawl are alternate strokes for these characters, see last page.

Graffiti® Reference Card

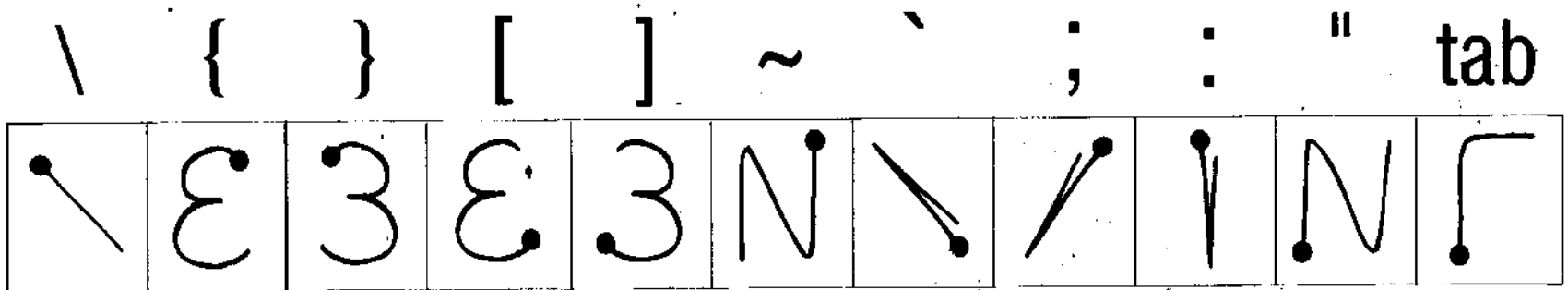
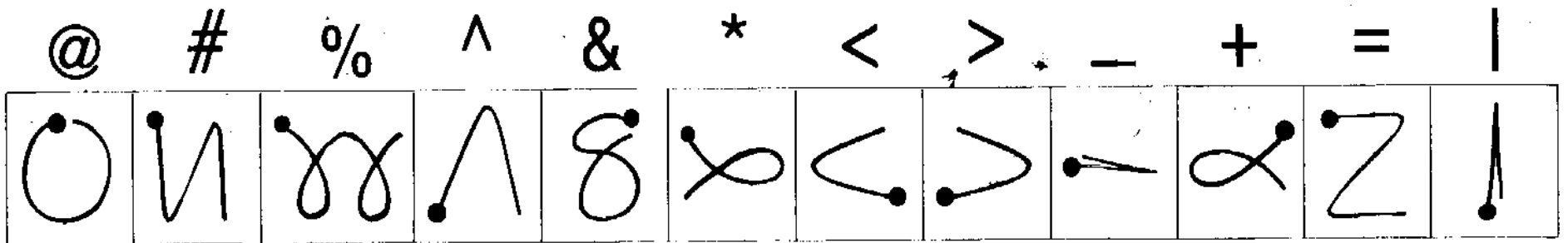
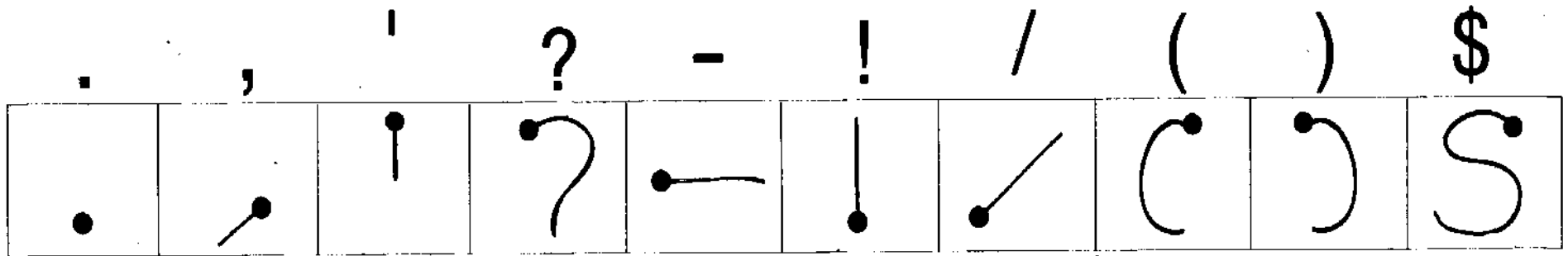
A	B	C	D	E	F	G	H	I	J	K	L	M	N	O	P	Q
---	---	---	---	---	---	---	---	---	---	---	---	---	---	---	---	---

R	S	T	U	V	W	X	Y	Z	space	backspace	return	capshift	caplock
---	---	---	---	---	---	---	---	---	-------	-----------	--------	----------	---------

0	1	2	3	4	5	6	7	8	9
---	---	---	---	---	---	---	---	---	---

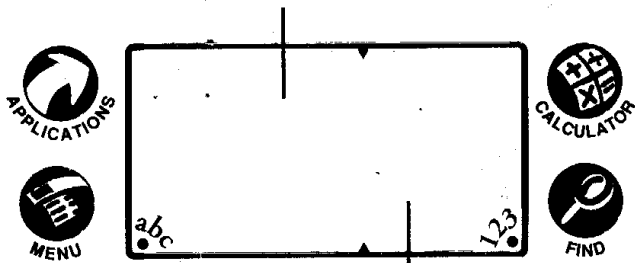
(•) Heavy dot indicates starting point.

Punctuation Shift = tap once



Using Graffiti Software

Write letters in the left side
of the Graffiti text area.




Write numbers in
the right side.

**All other strokes and shifts can be
written on either side.**

Write  to exit a shift mode.

Extended Shift = \



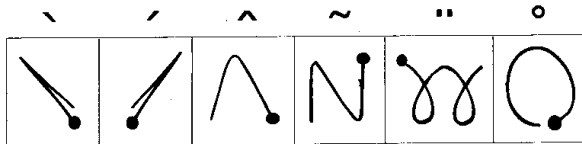
Accented Characters

To enter these accented letters:

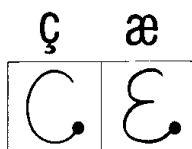
à á â ã ä å è é ê ë ì í î ï

ò ó ô õ ö ù ú û ü ý ÿ ñ,

draw the letter then the accent stroke below.

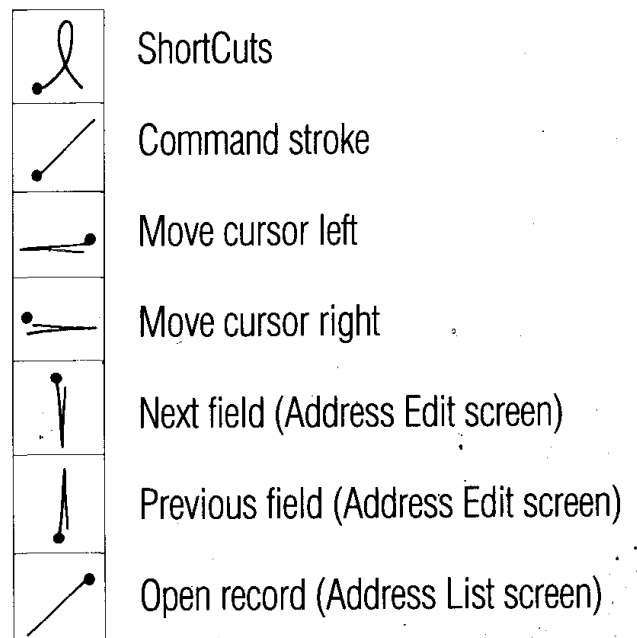


Graffiti also supports the characters below
without shifting.



Advanced Strokes

Refer to the Palm III™ Handbook for details.



ALPHANUMERIC

This table shows the primary and alternate Graffiti-stroke shapes for the letters A through Z; the dot shows where to begin drawing. Draw the letters on the left side of the writing area, and the numbers on the right side.

Dots are next to shapes I use.

A	B	C	Ç	D	E	F	G	H	I	J	K	L	Æ	M	N	O
P	Q	R	S	T	U	V	W	X	Y	Z	1	2	3	4	5	6
7	8	9	0	Backspace	Caps Lock	Return	Shift	Space	Menu Command							

PUNCTUATION

Punctuation marks require two penstrokes: a single tap (indicated in this table by a dot), followed by the main shape. (You don't have to draw them side-by-side, as shown in this table; you can superimpose the dot and the shape.) You can make these punctuation marks on either the left or the right side of the Graffiti writing area.

Number sign	#		Period	.	..
At symbol	@		Plus sign	+	
Accent grave	`		Question mark	?	
Ampersand	&		Quote marks	"	
Apostrophe	'		Semicolon	;	
Asterisk	*		Slash	/	
Backslash	\		Stroke		
Caret	^		Tab key		
Colon	:		Tilde	~	
Comma	,		Underline	_	
Dash	-		Left brace	{	
Dollar sign	\$		Right brace	}	
Equal sign	=		Left bracket	[
Exclamation point	!		Right bracket]	
Less than	<		Close parenthesis)	
Greater than	>		Open parenthesis	(
Percent	%				